



**DISTRICT EDUCATION COUNCIL
Superintendent's Monitoring Report**

POLICY NAME	Effective Use of Schools		
POLICY NUMBER	ASD-W-EL6	Number of Reports per year	2
Date of Report	May 19, 2016 (deferred from March 17, 2016)		
Date of Previous Report (s) This School Year	September 24, 2015		
Date of Future Report (s) This School Year	N/A		
Report Filed by:	David McTimoney, Superintendent		
Report Supported by:	Dianne Kay, Director of Curriculum and Instruction Shawn Tracey, Director of Finance and Administration Philip Cliff, Facilities Manager Janice Webber, Administrative Assistant to the Director of CI		

Current Situation

- **Policy calls for the Superintendent to inform the District Education Council (DEC) of potential changes to program offerings, grade level configurations, school boundaries and school facilities. The policy also calls for the Superintendent to report on enrolment projections and functional capacity ratings. Also included in the policy is the responsibility of DEC to appoint a project team to investigate potential changes related to the Superintendent reports and recommendations as well as taking into account capital construction priorities and transportation implications. The project team is supposed to present recommendations to the DEC in October of the year prior to any anticipated implementations, with anything formally accepted by DEC shared with the public through a consultation process. Any final decisions made by DEC for implementation changes are to be made no later than March of the preceding year of implementation. It is noted that, where warranted, the DEC may authorize changes identified by the Superintendent without following the two-year process, exercising discretion for a more direct route if the changes are minor in nature or a more-timely implementation is required.**
- **Currently, in Anglophone West School District, there are 70 schools. Millville Elementary School is scheduled to close on June 30, 2016, following a sustainability study earlier in the school year. Studies also occurred on Burton Elementary School, McAdam Elementary School and the three Nackawic Schools, as a cluster. These studies resulted in an approved motion to maintain status quo.**

POLICY NAME**Effective Use of Schools**

- **ASD-W has a host of modular classroom at various schools in our district. These schools, and the corresponding number of modular classrooms, include: Florenceville Elementary School (2), Gagetown School (3), Harvey Elementary School (1), Devon Middle School (2), Keswick Ridge School (2), Gibson Neill Memorial Elementary School (3), Leo Hayes High School (8), Montgomery Street Elementary School (1), Liverpool Street Elementary School (2), and Priestman Street Elementary School (2). In addition to this and in preparation for the 2016-17 school year, the district anticipates adding four new modular classrooms...one each at Nashwaaksis Memorial Elementary School, Forest Hill Elementary School, Liverpool Street Elementary School and Priestman Street Elementary School. We are experiencing an increase in student population at these schools, due in part to newcomers from abroad. This will bring our total number of modular classrooms to 30.**
- **The Functional Capacity Rating is a percentage that describes the enrolment in comparison with available classroom space. The 2015-16 Functional Capacity values are found in Appendix A. Functional Capacity ratings less than 60% would suggest that there is available space in the building. Capacity ratings above 80% would suggest that the school is fairly full based on space available. The rating is an important value as it may serve as a trigger in launching a sustainability study. Those triggers include a functional capacity rating of less than 30% or an enrollment of less than 100 students.**
- **According to the trigger definitions in Provincial Policy 409, ASD-W had 5 schools that were triggered: Chipman Forest Avenue School (26.5%), Doaktown Elementary School (75 students), Kingsclear Consolidated School (94 students), McAdam Avenue Elementary School (79 students) and Upper Miramichi Elementary School (99 students). The DEC voted in favour of requesting an exemption to conduct a sustainability on these schools in 2016-17.**
- **The Multi-Function Infrastructure Proposal, which contains the Major Capital Construction Projects and Capital Improvement Projects, must be approved by the DEC each year prior to May 31. This proposal presentation is found in Appendix D.**
- **A snapshot list of the first 25 projects representing \$3 065 000 in the Capital Improvement Project list is included in Appendix E. The total number of projects in the ASD-W database is 479 and has a dollar figure of approximately \$60 181 439.**
- **Enrolment numbers follow an annual, official date of September 30th. In 2014-15, the ASD-W official enrolment was 23 273 students. The official number of students for 2015-16, as reported for September 30th, 2015, is 22 874. This is a decline of 399 students. 6 schools were realigned within the Education Center framework, with 5 schools (Leo Hayes High School, Nashwaaksis Middle School, Devon Middle School, Gibson Neill Memorial Elementary School and Barker's Point Elementary School) moving from the Fredericton Education Center to the Oromocto Education Center and Keswick Valley Memorial School moving from the Woodstock Education Center to the Fredericton Education Center. This provided a better balance for district service to**

POLICY NAME**Effective Use of Schools**

schools. An official document is provided in Appendix B. The document also shows classroom configurations and enrolment history

- **ASD-W has 37 schools in the K-12 system that host students who have entered French Immersion in either grade 1 or grade 3 (Early). There are 17 schools in the 6-12 system that host students who have entered French Immersion in grade 6 (Late). Some of the schools noted in these numbers host both programs. The registration for French Immersion for 2016-17 has been collected and is shown in Appendix C. Decisions on where to offer FI programs are routed in Provincial Policy 309.**

Looking Ahead

- **Millville Elementary School will close on June 30, 2016.**
- **Upon acceptance by the Minister of Education and Early Childhood Development, ASD-W is not scheduled to conduct any formal sustainability studies in 2016-17.**
- **This summer, four modular classrooms are scheduled to be added to 4 separate buildings, as noted above.**
- **The DEC is considering some changes in boundaries that could impact school enrolment in the Leo Hayes, Nackawic, Stanley and Oromocto catchment areas, Kindergarten through grade 12, in some cases.**
- **The Multi-Year School Infrastructure Plan will be submitted to EECD prior to the end of May.**

Appendices:

- **Appendix A – Functional Capacity Figures**
- **Appendix B – Official Enrolment**
- **Appendix C – French Immersion Registration Numbers for 2016-17**
- **Appendix D – District Multi-Year School Infrastructure Plan**
- **Appendix E – Capital Improvement Project List**

Superintendent's Signature: _____**DEC Chair Signature:** _____**Date:** _____



Functional Capacity Definitions

Original Classroom Space – an average sized space in the school that can be used as a teaching space with a maximum allotment of students.

Music – a room the school has deemed as the music room. This room may or may not include sound proofing, risers, and acoustic panels.

Art – a teaching space, approximately the size of a classroom or slightly larger, that is used primarily for Art in the school.

Library – a room designated for the school library, it may be a specially designed space or originally built as a classroom.

Resource/Literacy – a teaching space, approximately half the size of the average classroom, which can be used for smaller groups of students.

Broad Based Technology/Computer Lab – a teaching space with multiple computer work stations.

Home Economics – a teaching space with kitchenette(s) specifically designed for this purpose.

Automotive Lab – a teaching space with optional hoists and open vehicles bays.

Carpentry Lab – a teaching space with carpentry tools and workshop space.

Science Lab – a classroom equipped with sinks, tables and counters for experiment purposes.

Gymnasium – a large multi-purpose room or full gymnasium used for the purpose of playing games.

Cafeteria – a seating area for a portion/all of the students during lunch periods.

Office – a space for the office area which may include a reception area, admin assistant space, Principal and Vice-Principals office.

Staff Room, Lounge, Workroom – a working space possibly shared with working tables, copier, seating area and possible kitchenette.

Classroom Capacity – for the ease of calculation these factors are used for consideration of the maximum capacity within the classrooms in the various school grade configurations:

Grade Configuration	Factor	Grade Configuration	Factor
K – 2	21	3 – 5	28
K – 5	24	6 – 8	29
K – 8	26	6 – 12	29
K – 12	26	9 – 12	29

FUNCTIONAL CAPACITY

Education Centre	School	Capacity	Number of Classrooms	Official Enrollment September 2015	Functional Capacity 2015
Woodstock	Andover Elementary	600	25	275	45.83%
Oromocto	Assiniboine Avenue	378	18	244	64.55%
Oromocto	Barkers Point	432	18	345	79.86%
Woodstock	Bath Middle (Elementary)	203	7	182	89.66%
Fredericton	Bliss Carman	696	24	552	79.31%
Woodstock	Bristol Elementary	192	8	104	54.17%
Oromocto	Burton Elementary	105	5	48	45.71%
Oromocto	Cambridge-Narrows	364	14	165	45.33%
Woodstock	Canterbury High	338	13	188	55.62%
Woodstock	Carleton North High	783	27	474	60.54%
Woodstock	Centerville Community	416	16	241	57.93%
Fredericton	Central NB Academy	406	14	186	45.81%
Oromocto	Chipman Elementary	384	16	112	29.17%
Oromocto	Chipman Forest Ave	580	20	171	29.48%
Fredericton	Connaught Street	408	17	279	68.38%
Oromocto	Devon Middle	696	24	482	69.25%
Fredericton	Doaktown Elementary	240	10	75	31.25%
Woodstock	Donald Fraser Memorial	336	14	118	35.12%
Woodstock	Florenceville Elementary	288	12	229	79.51%
Woodstock	Florenceville Middle	493	17	213	43.20%
Fredericton	Forest Hill	147	7	129	87.76%
Fredericton	Fredericton High	2813	97	1881	66.87%
Oromocto	Gagetown School	286	11	105	36.71%
Fredericton	Garden Creek	384	16	286	74.48%
Oromocto	Geary Elementary	288	12	171	59.38%
Fredericton	George St. Middle	986	34	684	69.37%
Oromocto	Gesner Street	504	24	257	50.99%
Oromocto	Gibson-Neill Elementary	672	26	606	90.18%
Oromocto	Harold Peterson Middle	870	30	322	37.01%
Woodstock	Hartland Community	780	30	563	72.18%
Fredericton	Harvey Elementary	264	11	181	68.56%
Fredericton	Harvey High	377	13	244	64.72%
Oromocto	Hubbard Avenue Elem	504	18	266	52.78%
Woodstock	John Caldwell	702	27	439	62.54%
Fredericton	Keswick Ridge	234	9	167	71.37%
Fredericton	Keswick Valley Memorial	390	15	229	58.72%
Fredericton	Kingsclear	144	6	94	65.28%
Oromocto	Leo Hayes High	1885	65	1738	92.20%
Oromocto	Lincoln Elementary	200	12	182	91.00%
Fredericton	Liverpool Street	364	13	343	94.23%
Fredericton	McAdam Avenue	168	7	79	47.02%
Fredericton	McAdam Elementary	240	10	64	26.67%
Fredericton	McAdam High	377	13	100	26.53%
Woodstock	Meduxnekeag Consolidated	650	35	616	94.77%
Woodstock	Millville Elementary	96	4	29	30.21%

FUNCTIONAL CAPACITY

Oromocto	Minto Elementary/ Middle	728	28	339	46.57%
Oromocto	Minto Memorial High	551	19	170	30.85%
Fredericton	Montgomery Street	264	11	196	74.24%
Woodstock	Nackawic Elementary	312	13	208	66.67%
Woodstock	Nackawic Middle	493	16	146	29.61%
Woodstock	Nackawic Senior High	580	20	264	45.52%
Fredericton	Nashwaak Valley	168	7	131	77.98%
Fredericton	Nashwaaksis Memorial	408	17	272	66.67%
Oromocto	Nashwaaksis Middle	899	31	600	66.74%
Fredericton	New Maryland	672	28	479	71.28%
Oromocto	Oromocto High	1798	62	1110	61.74%
Fredericton	Park Street	504	21	395	78.37%
Woodstock	Perth-Andover Middle	348	12	184	52.87%
Fredericton	Priestman Street	600	25	505	84.17%
Oromocto	Ridgeview Middle	870	30	303	34.83%
Fredericton	Royal Road	480	18	413	86.04%
Woodstock	Saint Mary's Academy	338	13	198	58.58%
Woodstock	Southern Victoria High	638	22	301	47.18%
Fredericton	Stanley Complex	500	8	241	48.20%
Oromocto	Summerhill Street	588	21	263	44.73%
Oromocto	Sunbury West	676	26	225	33.28%
Woodstock	Tobique Valley High	580	20	193	33.28%
Woodstock	Townsvie	650	35	597	91.85%
Fredericton	Upper Miramichi Elem	168	7	99	58.93%
Woodstock	Woodstock High	870	30	584	67.13%



ANGLOPHONE WEST SCHOOL DISTRICT

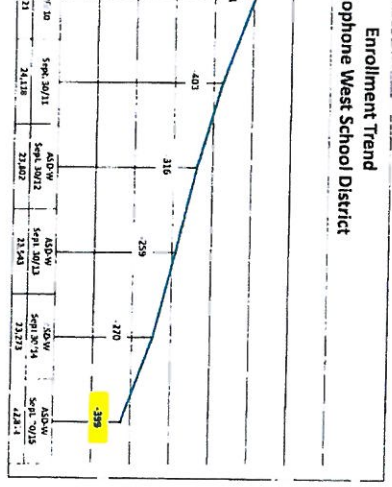
Anglophone West School District Enrollment - September 30, 2015 (Official - Verified with EECOD Numbers - November 18, 2015)

Class	FRENCH IMMERSION PROGRAM												ENGLISH PROGRAM														
	Gr. 1 Entry			Gr. 2 Entry			Gr. 3 Entry			Gr. 4 Entry			Gr. 5 Entry			Gr. 6 Entry			Gr. 7 Entry			Gr. 8 Entry			Total	Sept. 30 2014	Diff.
WOODSTOCK	172	482	138	138	138	138	138	138	138	138	138	138	138	138	138	138	138	138	138	138	138	138	138	138			
Edin. Centre Educ.	0	0	0	0	0	0	0	0	0	0	0	0	0	0	0	0	0	0	0	0	0	0	0	0	0	0	0
CHAMBERLAIN EDUC.	0	0	0	0	0	0	0	0	0	0	0	0	0	0	0	0	0	0	0	0	0	0	0	0	0	0	0
FRENCHBURY EDUC.	0	0	0	0	0	0	0	0	0	0	0	0	0	0	0	0	0	0	0	0	0	0	0	0	0	0	0
Edin. Centre	0	0	0	0	0	0	0	0	0	0	0	0	0	0	0	0	0	0	0	0	0	0	0	0	0	0	0
TOTALS	172	482	138	138	138	138	138	138	138	138	138	138	138	138	138	138	138	138	138	138	138	138	138	138	138	138	138

Year in Education	Gr. 3 Entry		Gr. 1 Entry		Kind.		Eng. Prima		Total
	Edin.	Centre	Edin.	Centre	Edin.	Centre	Edin.	Centre	
September 30, 2015	172	482	0	0	1,890	0	0	0	18,038
Elementary Total	172	482	0	0	1,890	0	0	0	18,038
Middle Level Total	0	0	534	0	0	0	0	0	5,334
High School Total	0	0	1,312	0	0	0	0	0	7,662
GRAND TOTAL	172	482	1,312	0	1,890	0	0	0	22,872

Year in Education	Gr. 3 Entry		Gr. 1 Entry		Kind.		Eng. Prima		Total
	Edin.	Centre	Edin.	Centre	Edin.	Centre	Edin.	Centre	
September 30, 2014	172	482	0	0	1,897	0	0	0	18,137
Elementary Total	172	482	0	0	1,897	0	0	0	18,137
Middle Level Total	0	0	534	0	0	0	0	0	5,314
High School Total	0	0	1,300	0	0	0	0	0	7,687
GRAND TOTAL	172	482	1,312	0	1,897	0	0	0	22,872



Year in Education	Gr. 3 Entry		Gr. 1 Entry		Kind.		Eng. Prima		Total
	Edin.	Centre	Edin.	Centre	Edin.	Centre	Edin.	Centre	
September 30, 2012	172	482	0	0	1,890	0	0	0	18,038
Elementary Total	172	482	0	0	1,890	0	0	0	18,038
Middle Level Total	0	0	534	0	0	0	0	0	5,312
High School Total	0	0	1,300	0	0	0	0	0	7,528
GRAND TOTAL	172	482	1,312	0	1,890	0	0	0	22,872



Appendix B

Anglophone West School District Enrollment - OROMOCTO Education Centre - September 30, 2015 (Official - Verified with EECED Numbers - November 18, 2015)
Realignment of Schools Effective September 2015

School Number	School Name	FRENCH IMMERSION PROGRAMS												Total	Sept. 30 2014	Diff.									
		Gr 3 Entry			Gr 4 Entry			Gr 5 Entry			Gr 6 Entry														
		3E1	4E1	5E1	6E1	7E1	8E1	9E1	10E1	11E1	12E1	1E1	2E1	3E1	4E1	5E1	6E1	7E1	8E1	9E1	10E1	11E1	12E1		
	Elementary Total	487	0	0	524	2054	3040																		
	Middle Level Total	366	148	277	0	1228	2118																		
	High School Total	0	570	334	0	2262	3168																		
	GRAND TOTAL	853	718	611	524	5346	8224																		
September 30, 2014																									
	Elementary Total	212	0	0	308	1480	2078																		
	Middle Level Total	84	20	117	0	719	848																		
	High School Total	0	187	130	0	1107	1484																		
	GRAND TOTAL	296	193	247	388	3419	4819																		
September 30, 2013																									
	Elementary Total	487	0	0	383	1507	2039																		
	Middle Level Total	321	69	139	0	750	1319																		
	High School Total	0	161	121	0	1283	1843																		
	GRAND TOTAL	808	230	260	383	3540	4823																		
September 30, 2012																									
	Elementary Total	138	0	0	355	1304	2077																		
	Middle Level Total	0	110	131	0	783	1024																		
	High School Total	0	162	118	0	1328	1987																		
	GRAND TOTAL	138	272	249	355	3015	4823																		



Anglophone West School District Enrollment - FREDERICTON Education Centre - September 30, 2015 (Official - Verified with EECD Numbers - November 18, 2015)

Class Sizes: K-2:21, Gr-3:26, Gr-4:4-28, Gr-7-12:29

General Classes

Gr 1 Entry

Gr 2 Entry

Gr 3 Entry

Gr 4 Entry

Gr 5 Entry

Gr 6 Entry

Gr 7 Entry

Gr 8 Entry

Gr 9 Entry

Gr 10 Entry

Gr 11 Entry

Gr 12 Entry

Gr 13 Entry

Gr 14 Entry

Gr 15 Entry

Gr 16 Entry

Gr 17 Entry

Gr 18 Entry

Gr 19 Entry

Gr 20 Entry

Gr 21 Entry

Gr 22 Entry

Gr 23 Entry

Gr 24 Entry

Gr 25 Entry

Gr 26 Entry

Gr 27 Entry

Gr 28 Entry

Gr 29 Entry

Gr 30 Entry

Gr 31 Entry

Gr 32 Entry

Gr 33 Entry

Gr 34 Entry

Gr 35 Entry

Gr 36 Entry

Gr 37 Entry

Gr 38 Entry

Gr 39 Entry

Gr 40 Entry

Gr 41 Entry

Gr 42 Entry

Gr 43 Entry

Gr 44 Entry

Gr 45 Entry

Gr 46 Entry

Gr 47 Entry

Gr 48 Entry

Gr 49 Entry

Gr 50 Entry

Gr 51 Entry

Gr 52 Entry

Gr 53 Entry

Gr 54 Entry

Gr 55 Entry

Gr 56 Entry

Gr 57 Entry

Gr 58 Entry

French Immersion Programs

Gr 1 Entry

Gr 2 Entry

Gr 3 Entry

Gr 4 Entry

Gr 5 Entry

Gr 6 Entry

Gr 7 Entry

Gr 8 Entry

Gr 9 Entry

Gr 10 Entry

Gr 11 Entry

Gr 12 Entry

Gr 13 Entry

Gr 14 Entry

Gr 15 Entry

Gr 16 Entry

Gr 17 Entry

Gr 18 Entry

Gr 19 Entry

Gr 20 Entry

Gr 21 Entry

Gr 22 Entry

Gr 23 Entry

Gr 24 Entry

Gr 25 Entry

Gr 26 Entry

Gr 27 Entry

Gr 28 Entry

Gr 29 Entry

Gr 30 Entry

Gr 31 Entry

Gr 32 Entry

Gr 33 Entry

Gr 34 Entry

Gr 35 Entry

Gr 36 Entry

Gr 37 Entry

Gr 38 Entry

Gr 39 Entry

Gr 40 Entry

Gr 41 Entry

Gr 42 Entry

Gr 43 Entry

Gr 44 Entry

Gr 45 Entry

Gr 46 Entry

Gr 47 Entry

Gr 48 Entry

Gr 49 Entry

Gr 50 Entry

Gr 51 Entry

Gr 52 Entry

Gr 53 Entry

Gr 54 Entry

Gr 55 Entry

Gr 56 Entry

Gr 57 Entry

Gr 58 Entry

Realignment of Schools Effective September 2015

Gr 1 Entry

Gr 2 Entry

Gr 3 Entry

Gr 4 Entry

Gr 5 Entry

Gr 6 Entry

Gr 7 Entry

Gr 8 Entry

Gr 9 Entry

Gr 10 Entry

Gr 11 Entry

Gr 12 Entry

Gr 13 Entry

Gr 14 Entry

Gr 15 Entry

Gr 16 Entry

Gr 17 Entry

Gr 18 Entry

Gr 19 Entry

Gr 20 Entry

Gr 21 Entry

Gr 22 Entry

Gr 23 Entry

Gr 24 Entry

Gr 25 Entry

Gr 26 Entry

Gr 27 Entry

Gr 28 Entry

Gr 29 Entry

Gr 30 Entry

Gr 31 Entry

Gr 32 Entry

Gr 33 Entry

Gr 34 Entry

Gr 35 Entry

Gr 36 Entry

Gr 37 Entry

Gr 38 Entry

Gr 39 Entry

Gr 40 Entry

Gr 41 Entry

Gr 42 Entry

Gr 43 Entry

Gr 44 Entry

Gr 45 Entry

Gr 46 Entry

Gr 47 Entry

Gr 48 Entry

Gr 49 Entry

Gr 50 Entry

Gr 51 Entry

Gr 52 Entry

Gr 53 Entry

Gr 54 Entry

Gr 55 Entry

Gr 56 Entry

Gr 57 Entry

Gr 58 Entry

Total

Sept. 30

2014

Diff.

School Number	School Name	FRENCH IMMERSION PROGRAMS												ENGLISH PRIME												Total	Sept. 30 2014	Diff.																																																																																																																																																																																																																																																																																																																																																																																																																																																						
		3E1	4E1	5E1	6E1	7E1	8E1	9E1	10E1	11E1	12E1	13E1	14E1	15E1	16E1	17E1	18E1	19E1	20E1	21E1	22E1	23E1	24E1	25E1	26E1				27E1	28E1	29E1	30E1	31E1	32E1	33E1	34E1	35E1	36E1	37E1	38E1	39E1	40E1	41E1	42E1	43E1	44E1	45E1	46E1	47E1	48E1	49E1	50E1	51E1	52E1	53E1	54E1	55E1	56E1	57E1	58E1	59E1	60E1	61E1	62E1	63E1	64E1	65E1	66E1	67E1	68E1	69E1	70E1	71E1	72E1	73E1	74E1	75E1	76E1	77E1	78E1	79E1	80E1	81E1	82E1	83E1	84E1	85E1	86E1	87E1	88E1	89E1	90E1	91E1	92E1	93E1	94E1	95E1	96E1	97E1	98E1	99E1	100E1	101E1	102E1	103E1	104E1	105E1	106E1	107E1	108E1	109E1	110E1	111E1	112E1	113E1	114E1	115E1	116E1	117E1	118E1	119E1	120E1	121E1	122E1	123E1	124E1	125E1	126E1	127E1	128E1	129E1	130E1	131E1	132E1	133E1	134E1	135E1	136E1	137E1	138E1	139E1	140E1	141E1	142E1	143E1	144E1	145E1	146E1	147E1	148E1	149E1	150E1	151E1	152E1	153E1	154E1	155E1	156E1	157E1	158E1	159E1	160E1	161E1	162E1	163E1	164E1	165E1	166E1	167E1	168E1	169E1	170E1	171E1	172E1	173E1	174E1	175E1	176E1	177E1	178E1	179E1	180E1	181E1	182E1	183E1	184E1	185E1	186E1	187E1	188E1	189E1	190E1	191E1	192E1	193E1	194E1	195E1	196E1	197E1	198E1	199E1	200E1	201E1	202E1	203E1	204E1	205E1	206E1	207E1	208E1	209E1	210E1	211E1	212E1	213E1	214E1	215E1	216E1	217E1	218E1	219E1	220E1	221E1	222E1	223E1	224E1	225E1	226E1	227E1	228E1	229E1	230E1	231E1	232E1	233E1	234E1	235E1	236E1	237E1	238E1	239E1	240E1	241E1	242E1	243E1	244E1	245E1	246E1	247E1	248E1	249E1	250E1	251E1	252E1	253E1	254E1	255E1	256E1	257E1	258E1	259E1	260E1	261E1	262E1	263E1	264E1	265E1	266E1	267E1	268E1	269E1	270E1	271E1	272E1	273E1	274E1	275E1	276E1	277E1	278E1	279E1	280E1	281E1	282E1	283E1	284E1	285E1	286E1	287E1	288E1	289E1	290E1	291E1	292E1	293E1	294E1	295E1	296E1	297E1	298E1	299E1	300E1	301E1	302E1	303E1	304E1	305E1	306E1	307E1	308E1	309E1	310E1	311E1	312E1	313E1	314E1	315E1	316E1	317E1	318E1	319E1	320E1	321E1	322E1	323E1	324E1	325E1	326E1	327E1	328E1	329E1	330E1	331E1	332E1	333E1	334E1	335E1	336E1	337E1	338E1	339E1	340E1	341E1	342E1	343E1	344E1	345E1	346E1	347E1	348E1	349E1	350E1	351E1	352E1	353E1	354E1	355E1	356E1	357E1	358E1	359E1	360E1	361E1	362E1	363E1	364E1	365E1	366E1	367E1	368E1	369E1	370E1	371E1	372E1	373E1	374E1	375E1	376E1	377E1	378E1	379E1	380E1	381E1	382E1	383E1	384E1	385E1	386E1	387E1	388E1	389E1	390E1	391E1	392E1	393E1	394E1	395E1	396E1	397E1	398E1	399E1	400E1	401E1	402E1	403E1	404E1	405E1	406E1	407E1	408E1	409E1	410E1	411E1	412E1	413E1	414E1	415E1	416E1	417E1	418E1	419E1	420E1	421E1	422E1	423E1	424E1	425E1	426E1	427E1	428E1	429E1	430E1	431E1	432E1	433E1	434E1	435E1	436E1	437E1	438E1	439E1	440E1	441E1	442E1	443E1	444E1	445E1	446E1	447E1	448E1	449E1	450E1	451E1	452E1	453E1	454E1	455E1	456E1	457E1	458E1	459E1	460E1	461E1	462E1	463E1	464E1

Appendix C

Updated May 5, 2016

Total Grade 3 French Immersion	2016-2017		2015-2016	
	Students	Classes	Students	Classes
WEC (6 schools)	137	8	174	9
OEC (4 schools)	164	9	81	4
FEC (9 schools)	326	16	448	21
ASD-W (19 schools)	627	33	703	34

GRADE 3 FRENCH IMMERSION REGISTRATON - ASD-W - 2016-2017

Maximum Class Size Grade 3 = 26	2016-2017		2015-2016	
	(19 schools)		(19 schools)	
	Students	Classes	Students	Classes
Andover (WEC)	16	1	26	1
Andover	16		26	
Barkers Point (OEC)	33	2	31	2
Barkers Point	33		31	
Connaught Street (FEC)	30	2	30	2
Connaught Street	30		30	
(Out of Zone) Priestman Street	0		0	
Florenceville Elem. (WEC)	40	2	33	2
Bath Elem.	5		1	
Bristol	4		4	
Centreville	7		14	
Florenceville	23		14	
(Out of Zone) Donald Fraser	1			
Garden Creek (FEC)	38	2	48	2
Garden Creek	28		28	
Keswick Ridge	0		2	
Kingsclear Consolidated	10		18	
Gibson Neill Memorial (OEC)	53	3	47	2
Gibson Neill	51		45	
Nashwaak Valley	2		2	
Chief Harold Sappier	0		0	
Harvey Elem. (FEC)	18	1	24	1
Harvey Elem.	18		24	
Hubbard Elem. (OEC)	45	2	34	2
Assiniboine	24		20	
Burton	9		8	
Geary	5		3	
Sunbury West	1		3	

GRADE 3 FRENCH IMMERSION REGISTRATON - ASD-W - 2016-2017

Maximum Class Size Grade 3 = 26	2016-2017		2015-2016	
	(19 schools)		(19 schools)	
	Students	Classes	Students	Classes
(Out of Zone) Gesner	1			
(Out of Zone) Gagetown	4			
(Out of Zone) Cambridge-Narrows	1			
John Caldwell Elem. (WEC)	13	1	19	1
John Caldwell Elem.	13		19	
Liverpool Street (FEC)	45	2	69	3
Liverpool Street	31		46	
Montgomery	14		23	
Meduxnekeag (WEC)	32	2	41	2
Meduxnekeag	32		41	
(Out of Zone) Townsview	0		0	
(Debec)	0		0	
Nackawic Elem. (WEC)	19	1	16	1
Nackawic Elem	19		15	
Millville	0		1	
Nashwaaksis Memorial Elem. (FEC)	21	1	24	1
Nashwaaksis Memorial	18		23	
McAdam Avenue	3		1	
Park Street	0		0	
New Maryland (FEC)	50	2	50	2
New Maryland	50		50	
Park Street School (FEC)	46	2	46	2
Park Street School	43		43	
(Out of Zone) Montgomery	0		1	
(Out of Zone) Nashwaaksis Memorial	1		1	
(Out of Zone) Royal Road	0		1	
(Out of Zone) Stanley	2			
Priestman Street (FEC)	50	2	41	2
Priestman Street	46		40	
(Out of Zone) Montgomery	0		1	
(Out of Zone) Nashwaaksis Memoiral	1			
(Out of Zone) Nackawic Elementary	2			
(Out of Zone) Summerhill	1			

GRADE 3 FRENCH IMMERSION REGISTRATON - ASD-W - 2016-2017

Maximum Class Size Grade 3 = 26	2016-2017		2015-2016	
	(19 schools)		(19 schools)	
	Students	Classes	Students	Classes
Royal Road School (FEC)	28	2	38	2
Royal Road	28		37	
(Out of Zone) Stanley Elementary	0		1	
Summerhill (OEC)	33	2	47	2
Lincoln	7		3	
Gesner	26		41	
(Out of zone) Montgomery			0	
(Out of Zone) Assiniboine			3	
Waasis			0	
TownsvieW (WEC)	36	2	39	2
Hartland	2		4	
TownsvieW	34		34	
Southern Carleton	0		1	

Schools Not Scheduled to Offer Grade 3 FI

	2016-2017	2015-2016
Chipman		1
Doaktown Elementary		1
Donald Fraser	2	1
Minto Elem ML	2	3
Gagetown		
Stanley Elementary		1

Updated May 5, 2016

Total Grade 6 French Immersion	2016-2017		2015-2016	
	Students	Classes	Students	Classes
WEC (2 schools)	31	2	39	3
OEC (4 schools)	74	4	42	2
FEC (2 schools)	40	2	108	6
ASD-W (8 schools)	145	8	189	11

Grade 6 French Immersion Registration - ASD-W - 2016-2017

Maximum Class Size
Grade 6 = 28

	2016-2017		2015-2016	
	Students	Classes	Students	Classes
Bliss Carman Middle School (FEC)	19	1	17	1
Liverpool	3		4	
Montgomery	4		3	
New Maryland	11		10	
Park Street	0			
(Out of Zone) Connaught Street	1			
Devon Middle (FEC)	28	1	33	2
Gibson Neill	10		10	
Nashwaak Valley	16		8	
Barkers Point	1		14	
(Out of Zone) McAdam Avenue	1			
(Out of Zone) Park Street			1	
Florenceville Middle (WEC)	16	1	17	1
Florenceville	3		0	
Centreville			1	
Bath Elem.	3		5	
Bristol	9		11	
(Out of Zone) Andover	1		0	
George St Middle (FEC)	21	1	36	2
Connaught	2		2	
Garden Creek	3		7	
Keswick Ridge	6		10	
(Out of Zone) Keswick Valley			1	
Kingsclear Cons.	6		6	
(Out of Zone) Montgomery			1	
Priestman	4		9	
Nackawic Middle (WEC) - Not Offered in 2016-2017	0	0	13	1
Nackawic Elementary			11	
Keswick Valley			2	
Nashwaaksis Middle (FEC)	13	1	22	1
Park Street	8		7	
McAdam Avenue	4		4	
Nashwaaksis Memorial	0		5	

Updated May 5, 2016

Grade 6 French Immersion Registration - ASD-W - 2016-2017

Maximum Class Size Grade 6 = 28	2016-2017		2015-2016	
	Students	Classes	Students	Classes
Keswick Valley	1		2	
Royal Road			4	
Ridgeview Middle (OEC)	22	1	27	1
Cambridge-Narrows (Out of zone Busing provided)	0		1	
Gagetown (Out of Zone busing provided)	0		6	
Geary	2		4	
Hubbard	7		6	
Lincoln	10		5	
Summerhill	3		5	

Updated May 5, 2016

Grade 6 French Immersion Registration - ASD-W - 2016-2017

**Maximum Class Size
Grade 6 = 28**

	2016-2017		2015-2016	
	Students	Classes	Students	Classes
Sunbury West (OEC)	11	1	15	1
Sunbury West	11		15	
Townsvie School (WEC)	15	1	9	1
Meduxnekeag	5		3	
Townsvie	10		5	
(Debec)			0	
Centreville			0	
Hartland			1	

Schools Not Scheduled to Offer Grade 6 FI

	2016-2017	2015-2016
Cambridge Narrows (req. RMS)		1
Gagetown (req. RMS)		5
John Caldwell		1
Minto Elementary Middle	1	1
Nackawic Middle	1	
Stanley	1	
Tobique Valley	1	
Total	4	8